

ENT treatment chairs

ATMOS Chair Comfort | Professional

The central element in the workflow



PATIENT CHAIRS, DOCTOR'S CHAIRS

Treatment chairs

Combining design, technology and comfort

Your patient chair is the key element in your ENT examination room. Make sure your patients feel safe and comfortable—with an ATMOS Chair. With their soft, extremely durable surfaces, our chairs have raised the bar—and at an attractive price, too. Their cutting-edge design and great feel set them apart from the crowd, while the matching doctor's chair fulfills all the relevant safety requirements and can be adjusted easily to optimize doctor-patient positioning.



PATIENT CHAIR

ATMOS Chair Comfort

Basic & Sync

The basic ATMOS Chair Comfort is the perfect treatment chair for day-to-day work in an ENT examination room.



ATMOS stamp

The logo stamped into the backrest adds a special touch. It subtly conveys the distinguished, premium quality of the chair's production and craftsmanship.



Folding armrests

The armrests move synchronously with the backrest and can be folded up and down separately. This makes it easy for you to reach the patient just how you need to.



Variable foot support

The foot support can either fold down by pressing the tab or be integrated seamlessly into the chair design.

Flexible headrest

The headrest can be adjusted using a simple handle, allowing even taller patients to feel relaxed in the chair.



Synchronized adjustment

The backrest and leg rest can also be moved synchronously to a tilted stretcher position. This makes it easy for you to quickly set the chair to a shock position.



Hydraulic height adjustment

The height of the chair can be adjusted easily using a foot pump lever. This allows you to keep your hands free during treatment.



PATIENT CHAIR

ATMOS Chair Professional

Basic, Electrical, Mobile, Complete

The new ATMOS Chair Professional product line catches the eye with a new, modern design.



360° rotation

The top section of the chair can be rotated 360° and fixed in any position with the stop levers attached on both sides. The electric adjustment for the horizontal position restricts the rotation to approximately 330°.



Electric height adjustment

The chair's height can be adjusted within a range of 30 cm using a foot switch, which can be built in or attached separately.

Electric backrest

The backrest on the ATMOS Chair Professional is continuously adjustable from approximately 7° forward tilt to a 90° shock position.

The armrests can be folded individually and move synchronously with the backrest.



Rotating seating surface

The optional rotating seating surface allows you to turn the patient 90° to the left or the right without altering the rest of the chair's configuration.



Mobility

Thanks to its built-in rollers, the chair offers unrestricted mobility. The entire chair can be moved with very little effort—or even pushed out of the examination room if necessary.



DOCTOR'S CHAIR

ATMOS Chair Doctor

Hand adjustment, foot adjustment

The ATMOS Chair Doctor provides the perfect conditions for a work position with maximum ergonomics and minimum back pain.



Innovative material

The "Compact" material used for ATMOS Chair products is available in six standard colors and provides reliable support in everyday clinical practice.

It is characterized by a pleasant feel and high durability. The tested abrasion resistance exceeds the average of comparable materials. The synthetic leather used ensures comfortable seating—even during prolonged use.

Adjustable armrest

The backrest of the ATMOS Chair Doctor can be turned around for you to use as an armrest.



Clean foot adjustment

The seat can be moved to the required height by simply tapping on the ring-shaped base plate. This allows you to keep your hands free.



Classic hand adjustment


You can also adjust the seat height using the tried-and-tested method of gently pulling the hand lever.



PATIENT CHAIRS, DOCTOR'S CHAIRS

Overview

ATMOS Chair Comfort, ATMOS Chair Professional, ATMOS Chair Doctor




ATMOS Chair	Comfort Basic	Comfort Sync	Professional Basic	Professional Electrical	Professional Mobile	Professional Complete
Seat access height	56 cm		58 cm			
Seat height adjustable	Manual		Electric			
Seating surface rotates	-		Optional			
Max. lifting capacity	200 kg		220 kg			
Backrest adjustable	Manual		Manual	Electric	Manual	Electric
Foot support	Fixed	Synchronous with backrest	Synchronous with backrest			
Mobility function	-		-		✓	

Innovative upholstery material


Soft artificial leather for maximum seating comfort


- Soft feel
- Easy to clean
- Extremely durable and hard-wearing (up to three times more than conventional materials)

ATMOS Chair standard colors





 ATMOS MedizinTechnik GmbH & Co. KG
Ludwig-Kegel-Str. 16
79853 Lenzkirch / Germany
Tel: +49 7653 689-0
info@atmosmed.com

 GREINER GmbH
Wettestraße 1
74385 Pleidelsheim / Germany