

ATMOS PRODUCTS & SOLUTIONS FOR ENT

Benefit from the comprehensive and perfectly coordinated ENT product range from ATMOS MedizinTechnik, the leading provider in the field of ENT medicine!

Hospital, clinic and practice furnishing

- Made-to-measure furnishings
- Audiometric booths
- Cabinet systems

Workstations and treatment units

- Treatment units
- Educational and training workstations
- Doctor and patient chairs

Diagnostic and therapeutic devices

- Audiometry, tympanometry, and rhinometry
- Radiofrequency surgery

Imaging diagnostics and surgical devices

- Endoscopic cameras
- Stroboscopes
- Light modules
- Microscopes



ATMOS MedizinTechnik GmbH & Co. KG

Ludwig-Kegel-Str. 16
79853 Lenzkirch / Germany

Phone +49 (0)7653-689-0
Fax +49 (0)7653-689-190
E-mail info@atmosmed.com

www.atmosmed.com



Simply scan the QR code to learn more about the ATMOS ENT Case Manager.

PR4GB.150000.0 2024-09 Index: 01 Subject to alterations; errors excepted.

ENT CASE MANAGER



ATMOS ENT Case Manager Crossing borders: IT system for ENT medicine

Compatible with:



Exactly what I need

ATMOS ENT Case Manager — ENT documentation solution

ENT status at a glance

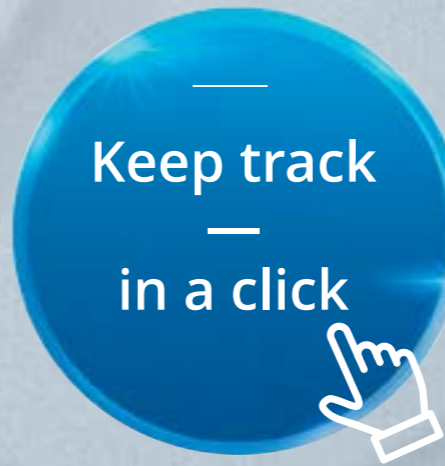
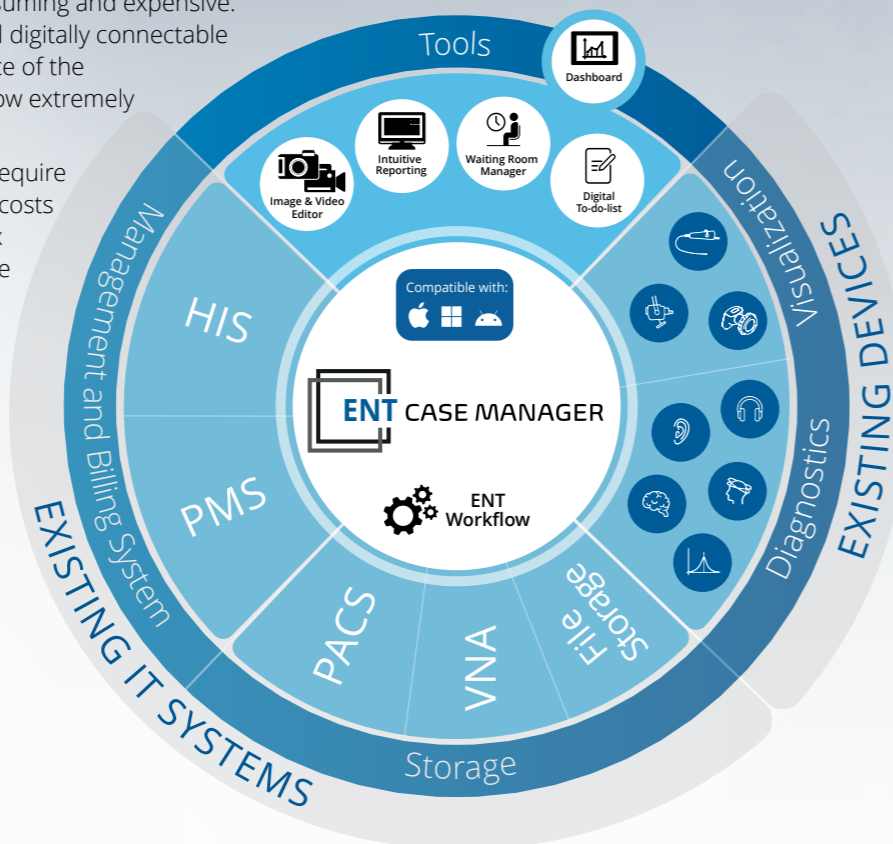
Discover the ATMOS ENT Case Manager — your ultimate dashboard for comprehensive and effortless patient management! We are proud to present an innovative 360° cockpit specifically developed for ENT facilities. The ATMOS ENT Case Manager not only makes patient management easier, but also faster and more efficient. Our revolutionary solution takes ENT facilities to a new level. Thanks to its browser-based concept, the ATMOS ENT Case Manager is compatible with almost all end devices without any complex installation. The outstanding feature of the ATMOS ENT Case Manager is the seamless integration and centralized management of imaging and video devices as well as digitally compatible diagnostic devices already in use. With just one click, you can not only record current examinations, but also keep track of the entire patient history across several locations and practitioners.

“EXTREMELY TIME-EFFICIENT AND PATIENT-ORIENTED WORK THANKS TO THE ATMOS ENT CASE MANAGER.”

“As a doctor in an interregional network of practices with several locations, I had always found the evaluation of measurement results to be time-consuming and expensive. Thanks to the integration of almost all digitally connectable devices and the customizable interface of the ATMOS ENT Case Manager, work is now extremely time-efficient and patient-oriented.

The browser-based concept doesn't require complicated installation, which saves costs and avoids stress. Under the complex working conditions, the focus is on the doctor and this also benefits the patients.”

Prof. Dr. med. Ovidiu König




info

To learn more about the ATMOS ENT Case Manager, simply scan the QR code or visit our website at: www.atmosmed.com



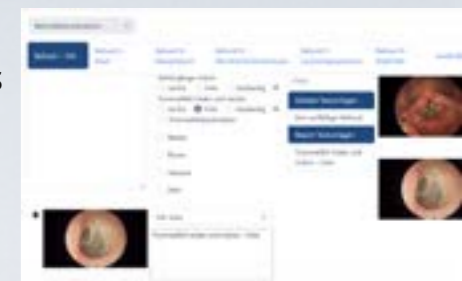
OPTIMIZE YOUR DAILY WORK ROUTINE

- automatic transfer of patient master data from management systems (HIS/PMS) via HL7/DICOM/GDT interface
- efficient waiting room function for calling in patients automatically, thus lightening the workload for staff
- simple worklist function for imported patient data to quickly determine the current treatment status



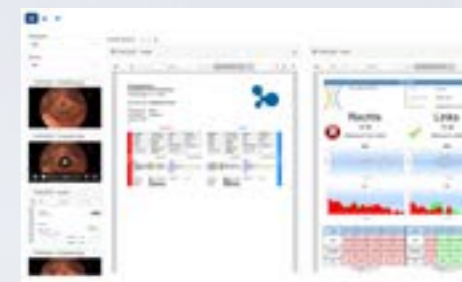
EXPERIENCE SEAMLESS INTEGRATION INTO YOUR PROCESSES

- easy connection of imaging and video devices as well as digitally compatible diagnostic devices, regardless of the manufacturer
- prevention of incorrect or duplicate entries
- import of examination results in a convenient PDF format



MAXIMUM OVERVIEW IN NO TIME

- freely configurable dashboard providing a custom overview
- clear display of all examination results and external findings over time in the patient history
- individual arrangement of all findings side by side
- easy addition of text and markers to image data; video editing without additional software



SECURE EXPORT, CLEAR MARKINGS

- secure export of examination results in PDF format via HL7/DICOM/GDT interface and archiving in the management system (HIS/PMS)
- avoidance of lost or overlooked diagnoses thanks to clear markings in the ATMOS ENT Case Manager for examinations that have already been exported and for those in progress

